

Vivekanand Education Society's INSTITUTE OF TECHNOLOGY
Hashu Advani Memorial Complex, Collector's Colony, R C Marg, Chembur, Mumbai - 400 074
BALANCE SHEET FOR THE YEAR ENDED 31st MARCH 2021

Amount (Rs.) 2019 - 2020	LIABILITIES	SH	Amount (Rs.) 2020 - 2021	Amount (Rs.) 2019 - 2020	ASSETS	SH	Amount (Rs.) 2020 - 2021
172,335,451	RESERVE FOR BUILDING		172,335,451	67,006,504	FIXED ASSETS	1	70,181,478
-	Opening Balance		-	16,872,742	Fixed Assets (WDV)		1,582,061
172,335,451	Add : Tr. during the year		-	83,879,246	Add : Add during the year		-
71,944,824	CURRENT LIABILITIES	8	107,898,468	-	Add : Dep Added Back		71,763,539
7,053,982	Advanced Fees Received	9	8,093,260	13,697,768	Gross Block		-
3,509,745	Outstanding Liabilities	10	5,612,400	70,181,478	Less : Assets Written Off		-
261,500	Scholarship Payable	11	261,500		Less : Depreciation		12,540,332
597,058	Student Prize Fund	12	1,180,819		Net Block		59,223,207
6,650,780	Grant from Govt / Uni & Other	13	7,466,500		CURRENT ASSETS	2	20,055,420
2,881,545	Students Deposits	14	3,410,406	25,451,235	Bank Account	3	7,315
203,425	Duties & Taxes	15	31,122	15,165	Cash In Hand	4	25,739,462
497,450	Payable to VES (GST)	16	607,183	23,616,267	Deposits	5	1,002,236
2,846,309	Provisions		934,855	1,192,332	Other Current Assets	6	74,694,772
6,045,813	Sundry Creditors		6,921,379	52,449,606	Outstanding Income	7	3,302,275
102,492,431	Other Current Liabilities			2,851,527	Prepaid Expenses		124,801,479
189,305,576	INCOME & EXPENDITURE		189,263,895	105,576,132	VIVEKANAND EDUCATION SOCIETY		
(41,682)	Opening Balance		(1,159,460)	306,925,403	Opening Balance		288,334,166
189,263,895	Add : Income Over Expenditure			99,354	Add : TDS transferred		123,162
				256,964,580	Add : Paid to VES		253,956,198
				563,989,337	Less : Received from VES		542,413,526
				275,655,171			223,580,438
				288,334,166			
464,091,776	TOTAL		502,857,775	464,091,776	TOTAL		502,857,775

AS PER REPORT OF EVEN DATE

Abhijit Deshpande

Abhijit Deshpande
Chartered Accountants

UDIN: 21040546AAAHD4308



14 OCT 2021

for Vivekanand Education Society

Secretary

Secretary

for Vivekanand Education Society's
INSTITUTE OF TECHNOLOGY

Managing Trustee

Managing Trustee

Principal

Principal



Vivekanand Education Society's INSTITUTE OF TECHNOLOGY
Hashu Advani Memorial Complex, Collector's Colony, R C Marg, Chembur, Mumbai - 400 074
INCOME & EXPENDITURE ACCOUNT FOR THE YEAR ENDED 31st MARCH 2021

Amount in Rs. 2019 - 20	EXPENDITURE	SH	Amount in Rs. 2020 - 21	Amount in Rs. 2019 - 20	INCOME	SH	Amount in Rs. 2020 - 21
15,512,311	To Administration Expenses	26	7,525,728	262,949,901	By Tuition fees from students	17	235,840,024
887,300	To Affiliation & Other Charges	27	753,000	27,666,244	By Development fees	18	25,482,512
140,800	To Audit Fees	28	280,800	11,612,947	By Exam & Other Fees from Students	19	11,364,749
868,012	To Expenses for Garden	29	6,247,645	3,571,835	By Misc. Receipts from Students	20	1,687,151
1,876,722	To Library Expenditure	29	1,822,146	7,881	By Innovation & Incubation Activity - Income	21	-
3,015,291	To Labs & Workshop Expenditure	30	1,696,914	516,559	By Seminar / Workshop & Conference - Income	22	188,314
6,222	To Misc. Expenses	30	3,001	544,947	By Research Project Grant	23	1,432,067
450,000	To PhD Honorarium	31	-	958,011	By Misc. Income	24	269,043
477,875	To Staff Refreshment	31	29,199	2,519,679	By Bank Interest	25	2,198,736
15,684,552	To Repairs & Maintenance	32	13,127,856				
10,469,520	To Rent for Building	33	11,583,000				
606,354	To Research & Development Activity Exps.	34	290,562				
544,947	To Research Grant Project Expenses	35	1,432,067				
237,373,789	To Salary TS / NT / LAB / CLASS IV	36	214,441,857				
709,325	To Seminar / Conference	37	243,040				
5,393	To Innovation & Incubation Activity Expenses	38	-				
1,798,911	To Students Welfare/ Sports	39	748,858				
6,264,592	To University Exam & Other Fees	40	6,856,050				
13,697,768	To Depreciation On Fixed Assets	1	12,540,332				
-	To INCOME OVER EXPENDITURE		-	41,682	By EXCESS OF EXPENDITURE OVER INCOME		1,159,460
310,389,684			279,622,056	310,389,684			279,622,056

AS PER REPORT OF EVEN DATE

Abhijit Deshpande

Abhijit Deshpande
Chartered Accountants

UDIN: 21040546A A A H D 4308



14 OCT 2021

for Vivekanand Education Society

Secretary

Secretary

for Vivekanand Education Society's
INSTITUTE OF TECHNOLOGY

Managing Trustee

Managing Trustee

Principal

Principal





Vivekanand Education Society's INSTITUTE OF TECHNOLOGY Hashu Advani Memorial Complex, Collector's Colony, R C Marg, Chembur, Mumbai - 74 SCHEDULE OF FIXED ASSETS FOR THE PERIOD ENDED 31.03.2021										Page : 1	
SR. No.	PARTICULAR OF ASSETS	Opening Balance AT COST as on 01.04.2020	Opening Balance WDV as on 01.04.2020	Additions upto 30.09.2020	Additions from 01.10.2020	RATE OF DEP.	Depreciation for Addition upto 30.09.2020	Depreciation for Addition from 01.10.2020	Total Depreciation upto 31.03.2021	Closing Balance WDV as on 31.03.2021	Closing Balance AT COST as on 31.03.2021
		1	2	3	4	5	6	7	8	9	10
GENERAL DEPARTMENT											
1	BE General Engineering Computer Equip	3,276,731	329,429			25%	82,357		82,357	247,072	3,276,731
2	BE General Engineering Other Equip	61,384	50,394			15%	7,559		7,559	42,835	61,384
3	BE Chemistry Lab Equipment	682,282	362,350		7,847	15%	54,352	589	54,941	315,256	690,129
4	BE Drawing Board Equipment	291,098	95,279			15%	14,292		14,292	80,987	291,098
5	BE Gas Installation	28,988				15%					28,988
6	BE General / Physics Lab Equipments	1,222,497	301,441			25%	45,216		45,216	256,225	1,222,497
7	BE Physics Lab Equip (Computer)	47,090	9,362			25%	2,341		2,341	7,021	47,090
8	BE Teaching aid Equipments	130,380	79,738			15%	11,961		11,961	67,777	130,380
9	BE Workshop Mach. Equip	1,236,970	197,465			15%	29,620		29,620	167,845	1,236,970
10	BE Music Instruments	274,959	36,828			15%	5,524		5,524	31,304	274,959
11	General Engg Software	312,234	16,085			25%	4,021		4,021	12,064	312,234
12	Vedanta Computer	1,850				25%					1,850
ELECTRONICS DEPARTMENT											
13	BE Electronics Lab Equipments	19,933,203	2,927,891		68,145	15%	439,184	5,111	444,295	2,551,741	20,001,348
14	BE Elect. Computer Equipments	9,901,942	1,155,580			25%	288,895		288,895	866,685	9,901,942
15	BE Electronics Lab Softwares	3,482,451	506,516			25%	126,629		126,629	379,887	3,482,451
16	BE Electrical Lab Equipment	593,483				15%					593,483
17	BE Robotic Lab Equipment	450,909	381,791		16,780	15%	57,269	1,258	58,527	340,043	467,688
18	BE Robotic Lab Computer Equipment	693,033	497,216			25%	124,304		124,304	372,912	693,033
COMMUNICATION DEPARTMENT											
19	BE Communication Lab Equip	16,220,748	3,463,323		275,200	15%	519,498	20,640	540,138	3,198,385	16,495,948
20	BE Comm Computer Equipments	9,374,212	1,073,260			25%	268,315		268,315	804,945	9,374,212
21	BE Comm Computer Software	2,809,149				25%	133,131		133,131	399,391	2,809,149
22	BE Project Comm Equipments	1,533,272				15%					1,533,272
23	BE Project Comm Computers	896,750				25%					896,750
24	ME Telecom	5,384,299	41,403			15%	6,210		6,210	35,193	5,384,299
INFORMATION TECHNOLOGY											
25	BE Info Tech Equipments	2,872,886	280,328			15%	42,049		42,049	238,279	2,872,886
26	BE Info Tech Computer Equip	15,204,690	2,717,238			25%	679,309		679,309	2,037,929	15,204,690
27	BE Info Tech Software	2,050,588	71,397			25%	17,849		17,849	53,548	2,050,588
28	ME Info Tech Equipments	2,462,167				15%					2,462,167
29	ME Info Tech Computer Equip	358,701				25%					358,701
COMPUTER DEPARTMENT											
30	BE Computer Lab Equipment (Other)	797,603	511,956			15%	76,793		76,793	435,163	797,603
31	BE Computer Lab Equipment (Comp)	34,945,970	2,495,120			25%	623,780		623,780	1,871,340	34,945,970
32	BE Computer Software	1,743,694	186,741			25%	46,685		46,685	140,056	1,743,694
33	BE Micro Processor Equip	1,552,138	53,180			15%	7,977		7,977	45,203	1,552,138
34	BE E - Yantra Computer Equipment	32,000	1,822			25%	456		456	1,366	32,000
35	BE E - Yantra Equipment (Other)	331,524	114,001			15%	17,100		17,100	96,901	331,524
36	ModRob - AICTE					25%					
37	ME Computer	3,537,614				25%					3,537,614
38	ME Software	100,000				25%					100,000
39	MCA Computer	11,825,755	1,901,278			25%	475,319		475,319	1,425,959	11,825,755
40	MCA Software	286,842	45,743			25%	11,436		11,436	34,307	286,842
41	SERVER-Centralised Network	2,306,420	1,354,094		76,464	25%	338,523	9,558	348,081	1,082,477	2,382,884
LIBRARY DEPARTMENT											
42	BE Library Books	13,368,541	990,365	7,818	1,000	25%	249,546	125	249,671	749,512	13,377,359
43	BE Library Equipments	82,399	33,932			15%	5,090		5,090	28,842	82,399
44	BE Library Computer	287,396	21,983		4,150	25%	5,496	519	6,015	20,118	291,546
45	BE Library Software	300,000				25%					300,000
46	ME Library Books	698,607	58,423		3,080	25%	14,606	385	14,991	46,512	701,687
47	MCA Library Books	1,148,760	75,730			25%	18,933		18,933	56,797	1,148,760
48	BE Library Books - Book Bank	28,244	10,426			25%	2,607		2,607	7,819	28,244
49	MCA Library Books - Books Bank	10,006	3,693			25%	923		923	2,770	10,006
Sub - Total		175,174,458	22,985,322	7,818	452,666		4,855,155	38,185	4,893,340	18,552,466	175,634,947






SR. No.	PARTICULAR OF ASSETS	Opening Balance AT COST as on 01.04.2020	Opening Balance WDV as on 01.04.2020	Additions upto 30.09.2020	Additions from 01.10.2020	RATE OF DEP.	Depreciation for Addition upto 30.09.2020	Depreciation for Addition from 01.10.2020	Total Depreciation upto 31.03.2021	Closing Balance WDV as on 31.03.2021	Closing Balance AT COST as on 31.03.2021
		1	2	3	4	5	6	7	8	9	10
SEMINAR HALL											
50	SH - Air Condition	623,782	193,743	7,818	452,666	-	4,855,155	38,185	4,893,340	18,552,466	175,634,942
51	SH - Audio Video Equipments	2,925,646	1,243,435		44,840	15%	29,061	-	29,061	164,682	623,782
52	SH - Computer Equipment	116,600	24,061			25%	186,515	3,363	189,878	1,098,397	2,970,486
53	SH - Electrical Fittings	596,701	271,338			15%	6,015	-	6,015	18,046	116,600
54	SH - Furniture Fixtures	1,163,402	408,043			15%	40,701	-	40,701	230,637	596,701
							61,206	-	61,206	346,837	1,163,402
OFFICE DEPARTMENT											
55	BE Office Equipments	2,086,629	193,057			15%	28,959	-	28,959	164,098	2,086,629
56	BE Office Computers / Softwares	4,266,888	1,228,821	4,150		25%	307,205	519	307,724	925,247	4,271,038
57	ME Office Equipments	40,050	-			15%	-	-	-	-	40,050
58	MCA Office Equipments	69,131	3,191			15%	479	-	479	2,712	69,131
59	Placement Cell Computers	2,012,490	1,760,929			25%	440,232	-	440,232	1,320,697	2,012,490
MAINTENANCE DEPARTMENT											
60	BE Maintenance Lab Equip	1,935,675	889,822		129,670	15%	133,473	9,725	143,198	876,294	2,065,344
61	BE Maint. Computer Equip	571,215	1,281			25%	320	-	320	961	571,215
62	BE Water Cooler	605,254	147,844		14,500	15%	22,177	1,088	23,265	139,079	619,754
63	BE Water Pump	113,776	65,213			15%	9,782	-	9,782	55,431	113,776
64	BE Offset Copy Printer	1,332,517	1,70,863			15%	25,629	-	25,629	145,234	1,332,517
65	BE Grass Cutting Machine	165,810	65,250		55,272	15%	9,788	4,145	13,933	106,589	221,082
66	BE EPBAX Box (Telephone)	614,576	111,960			15%	16,794	-	16,794	95,166	614,576
67	ME / MCA EPBAX Box	15,345	360			15%	54	-	54	306	15,345
68	LIFT	645,289	52,714			15%	7,907	-	7,907	44,807	645,289
69	Sewage Treatment Plant (STP)	2,478,000	2,106,300			15%	315,945	-	315,945	1,790,355	2,478,000
FURNITURE & FIXTURE											
70	BE Electrical Fittings	693,466	80,129	6,579		15%	13,006	-	13,006	73,702	700,044
71	BE Furniture & Fixture	20,371,375	6,785,745		199,479	15%	1,017,862	14,961	1,032,823	5,952,401	20,570,854
72	ME Furniture & Fixtures	442,188	64,608			15%	9,691	-	9,691	54,917	442,188
73	ME Electric Fitting	39,623	-			15%	-	-	-	-	39,623
74	MCA Furniture & Fixtures	1,061,853	142,638			15%	21,396	-	21,396	121,242	1,061,853
75	Furniture & Fixtures	67,859,670	13,449,720			15%	2,017,458	-	2,017,458	11,432,262	67,859,670
76	Electrical Fittings	5,912,380	1,166,207			15%	174,931	-	174,931	991,276	5,912,380
77	New Premises Infrastructure	112,152	18,654			15%	2,798	-	2,798	15,856	112,152
78	Hardware Equipments	405,082	79,912			15%	11,987	-	11,987	67,925	405,082
AUDIO VIDEO DEPARTMENT											
79	BE Audio & Video Equipments	4,606,615	840,320		348,927	15%	126,048	26,170	152,218	1,037,029	4,955,542
80	BE Audio & Video Computer	206,775	-			25%	-	-	-	-	206,775
81	BE Overhead Project Equip	4,257,476	1,664,079			15%	249,612	-	249,612	1,414,467	4,257,476
82	ME Projector	81,075	-			15%	-	-	-	-	81,075
83	MCA Projector	201,575	22,936			15%	3,440	-	3,440	19,496	201,575
INSTRUMENTATION DEPARTMENT											
84	BE Instrumentation Lab Equip	21,401,369	3,937,855		45,432	15%	590,678	3,407	594,085	3,389,201	21,446,801
85	BE Instru Computer Equip	8,305,943	1,258,132		52,230	25%	314,533	6,529	321,062	989,300	8,358,173
86	BE Instru Computer Software	455,871	39,029			25%	9,757	-	9,757	29,272	455,871
87	BE DSP Lab Equipments	302,656	10,758			15%	1,614	-	1,614	9,144	302,656
88	BE DSP Computer Equipments	497,600	497,600			25%	-	-	-	497,600	497,600
89	BE Bio - Medical Lab Equip	526,029	25,685			15%	3,853	-	3,853	21,832	526,029
90	BE E M C Lab Equipments	187,896	-			15%	-	-	-	-	187,896
91	ME Instrumentation Equipments	1,644,007	-			15%	-	-	-	-	1,644,007
RESEARCH & DEVELOPMENT											
92	BE Project IT (Green House)	1,007,899	6,391			15%	959	-	959	5,432	1,007,899
93	BE Robotic Lab Equipments	205,022	-			15%	-	-	-	-	205,022
94	BE Media Research Equipments	1,290,502	-			15%	-	-	-	-	1,290,502
95	BE R & D Lab Equipments	5,276,552	2,422,114			15%	363,317	-	363,317	2,058,797	5,276,552
96	BE R & D Computer Equipment	1,695,675	485,064			25%	121,266	-	121,266	363,798	1,695,675
97	BE R & D Software	236,430	4,055			25%	1,014	-	1,014	3,041	236,430
98	BE Air Conditioner	13,482,934	5,694,432		220,500	15%	854,165	16,538	870,703	5,044,229	13,703,434
99	ME Air Conditioner	137,700	-			15%	-	-	-	-	137,700
100	MCA Air Conditioner	278,000	50,934			15%	7,640	-	7,640	43,294	278,000
101	Automated SNV Machine	17,676	8,534			15%	1,280	-	1,280	7,254	17,676
	Total	360,754,299	70,181,478	14,397	1,567,665		12,415,702	124,630	12,540,332	59,223,207	362,336,360



Vivekanand Education Society's INSTITUTE OF TECHNOLOGY
Hashu Advani Memorial Complex, Collector's Colony, R C Marg, Chembur, Mumbai - 74
CURRENT ASSETS FOR THE YEAR ENDED 31st MARCH 2021

Amt in Rs. 31.03.2020	Particulars	SH	Amt in Rs. 31.03.2021	Amt in Rs. 31.03.2021
	Bank Accounts	2		
97,194	Canara Bank - 0229201006042 - ISRO Research Gr		9,931	
12,054,028	Canara Bank -132845		12,989,733	
1,185,336	ICIC BANK A/C - PG - 623901268201		227,154	
656,639	ICICI Bank A/C SB - 623901254594		3,808,329	
9,566,366	Janakalyan Sahakari Bank Ltd.		1,713,117	
998,003	SBI - 38902008084 - CA		997,354	
572,610	SBI - 38939875330 - BRNS Grant - CA		238,295	
9,929	State Bank of Patiala - Chembur (Gate Scho.)		10,927	
270,848	Union Bank (BE) - 316302010097154		19,321	
40,282	Union Bank (MCA) - 316302010097155		41,259	20,055,420
25,451,235				
	Cash-in-Hand	3		
14,564	Cash in Hand (Petty Cash)		7,315	
601	Cash (Counter)		-	7,315
15,165				
	Deposits (Asset)	4		
16,023,837	Fixed Deposits		17,769,576	
1,800,146	MCA Fixed Deposits		1,915,208	
1,979,769	ME Fixed Deposits		2,121,798	
1,993,928	Fixed Deposit (For ICICI -Credit Card)		2,105,287	
1,719,787	Electricity Deposits		1,728,792	
13,200	Gas Cylinder (Deposit)		13,200	
1,000	MCA Telephone Deposit		1,000	
9,000	Telephone Deposit		9,000	
3,000	Telephone Deposit VESIIT		3,000	
72,600	Water Deposits		72,600	25,739,462
23,616,267				
	Other Current Assets	5		
289,405	Advance Payment to Sundry Creditors		275,703	
2,243	Cap Assessment		-	
29,355	Cap Assessment - 2014		-	
57,267	Cap Assessment - 2015		-	
3,782	Cap Assessment (MCA) - 2015 - Second Half		-	
687	Cap Assessment ME- 2015 - Second Half		-	
13,937	E-Cell Activity Reimbursement Receivables		-	
10,000	MCA PG Share		10,000	
2,500	ME PG Share		2,500	
-	MODROB Research Grant Receivables		155,000	
-	SUDLICL - Sponership Receivables		36,300	
2,883	Cap Assessment (MCA)		-	
39,635	GSLI (CA)		43,835	
272,500	Loans & Advances to Staff		7,000	
12,400	MCA University Exam Forms (CA)		12,400	
3,540	ME University Exam Forms (CA)		3,540	
366,633	Research Grant Receivable - VES		366,633	
85,195	Salary Receivable From Staff		88,965	
370	University Forms (CA)		360	1,002,236
1,192,332				
50,274,999	Sub Total - c/f			46,804,433



Vivekanand Education Society's INSTITUTE OF TECHNOLOGY
CURRENT ASSETS FOR THE YEAR ENDED 31st MARCH 2021


Page - 2

Amt in Rs. 31.03.2020	Particulars	SH	Amt in Rs. 31.03.2021	Amt in Rs. 31.03.2021
50,274,999	Sub Total - b/d			46,804,433
	Outstanding Income	6		
444,859	Outstanding 2013-14		444,859	
691,357	Outstanding - 2014 - 15		687,586	
3,548,820	Outstanding - 2015 - 16		2,976,714	
2,537,392	Outstanding 2016-17		2,508,969	
10,888,047	Outstanding 2017-18		6,114,225	
4,236,844	Outstanding - 2018 - 19		2,092,589	
29,263,207	Outstanding - 2019 - 20		1,728,454	
-	Outstanding - 2020 - 21		57,146,577	
839,081	Other Outstanding		994,799	74,694,772
52,449,606				
	Prepaid Expenses	7		
2,625	Prepaid Expense - AMC for Exam Software		2,625	
8,496	Prepaid Expense - Office Software		9,558	
-	Prepaid Expense - Accidental Insurance for Staff		36,548	
300,000	Prepaid Expenses - Affiliation Fees		382,500	
2,950	Prepaid Expenses- AMC for Easypay / TDS Software		-	
10,875	Prepaid Expenses - AMC for EPABX		10,875	
20,685	Prepaid Expenses - AMC for Generator		20,685	
359,410	Prepaid Expenses - AMC for Lift		518,674	
1,082	Prepaid Expenses- AMC for Water Purifier		2,137	
242	Prepaid Expenses - AMC for Xerox Machine		4,671	
15,346	Prepaid Expenses - Fire Insurance		27,435	
552,000	Prepaid Expenses - Lab Software Expenses		276,000	
1,104,609	Prepaid Expenses - Library E - Subscription		1,402,668	
38,813	Prepaid Expenses - Library Subscription		31,044	
75,000	Prepaid Expenses - MCA Affiliation Fees		75,000	
300,000	Prepaid Expenses - PhD Affiliation Fees		225,000	
59,394	Prepaid Expenses - Web Development and Maintenance		49,731	
-	Prepaid Expenses - Yuvaraksha Insurance		227,123	3,302,275
2,851,527				
105,576,132	Grand Total			124,801,479



Vivekanand Education Society's INSTITUTE OF TECHNOLOGY
ANNEXURE TO OUTSTANDING INCOME FOR THE YEAR ENDED 31st MARCH 2021


Amt in Rs. 31.03.2020	Particulars	SH	Amt in Rs. 31.03.2021	Amt in Rs. 31.03.2021
15,475 429,384 444,859	Outstanding 2013-14 MCA Outstanding Tuition Fees - 13 - 14 Outstanding TF Receivable 13 - 14		15,475 429,384	444,859
166,465 102,665 422,227 691,357	Outstanding - 2014 - 15 MCA Outstanding Tuition Fees 14-15 ME Outstanding Fees - 14 - 15 Outstanding TF Receivable 14 - 15		166,465 102,665 418,456	687,586
272,051 152,254 50,000 296,566 2,777,949 3,548,820	Outstanding - 2015 - 16 MCA Outstanding Tuition Fees - 15 - 16 MCA Scholarship Receivable - 2015 - 16 ME Outstanding Fees - 2015 - 16 Outstanding TF Receivable 15 - 16 Scholarship Receivable - 2015 - 16		272,051 152,254 50,000 296,566 2,205,843	2,976,714
314,946 60,365 51,644 196,711 678,920 1,234,806 2,537,392	Outstanding 2016-17 MCA Outstanding Tuition Fees - 16 - 17 MCA Scholarship Receivable - 2016 - 17 ME Outstanding Fees - 2016 - 17 ME Scholarship Receivable - 2016 - 17 Outstanding TF Receivable 16 - 17 Scholarship Receivable - 2016 - 17		314,946 60,365 51,644 196,711 651,400 1,233,903	2,508,969
12,000 79,402 24,102 373,950 358,364 377,343 78,821 9,584,065 10,888,047	Outstanding 2017-18 ARC RECEIVALBLE - 17-18 MCA Outstanding Tuition Fees - 17 - 18 MCA Scholarship (EBC) Reveivable - 2017 - 18 MCA Scholarship Receivable - 2017 - 18 ME Scholarship Receivable - 2017-18 Outstanding TF Receivable 17 - 18 Scholarship (EBC) - Receivable - 2017 - 18 Scholarship Receivable - 2017-18		12,000 79,402 24,102 240,165 358,364 276,486 77,621 5,046,085	6,114,225
76,454 61,201 623,766 154,908 265,456 289,381 634,055 447,093 1,684,530 4,236,844	Outstanding - 2018 - 19 MCA Outstanding Tuition Fees - 18 - 19 MCA Scholarship (EBC) Reveivable - 2018 - 19 MCA Scholarship Receivable - 2018 - 19 ME Outstanding Fees Receivable - 2018 -19 ME Scholarship Receivable - 2018 - 19 Outstanding TF Receivable 18 - 19 Scholarship (EBC) - Receivable - 2018 - 19 Scholarship (PMSSS) - Receivable - 2018 - 19 Scholarship Receivable - 2018 - 19		76,454 45,222 571,482 113,673 265,456 289,381 246,047 7,593 477,282	2,092,589
22,347,318	Sub Total - c/f			14,824,941



Vivekanand Education Society's INSTITUTE OF TECHNOLOGY
ANNEXURE TO OUTSTANDING INCOME FOR THE YEAR ENDED 31st MARCH 2021

Page - 2

Amt in Rs. 31.03.2020	Particulars	SH	Amt in Rs. 31.03.2021	Amt in Rs. 31.03.2021
22,347,318	Sub Total - b/d			14,824,941
	Outstanding - 2019 - 20			
8,066	MCA Outstanding Tuition Fees - 19 - 20		8,066	
1,096,944	MCA Scholarship (EBC) Reveivable - 2019-20		37,281	
653,678	MCA Scholarship Receivable - 2019 - 20		173,777	
38,637	ME Scholarship Receivable - 2019 - 20		-	
268,800	Outstanding TF Receivable 19 - 20		108,002	
15,232,949	Scholarship (EBC) - Receivable - 2019 - 20		220,208	
297,096	Scholarship (PMSSS) - Receivable - 2019 - 20		55,436	
11,667,037	Scholarship Receivable - 2019 - 20		1,125,684	1,728,454
29,263,207				
	Outstanding - 2020 - 21			
-	MCA Outstanding Tuition Fees - 20 - 21		439,621	
-	MCA Scholarship (EBC) Reveivable - 2020-21		3,954,212	
-	MCA Scholarship Receivable - 2020 - 21		923,682	
-	ME Scholarship Receivable - 2020 - 21		83,633	
-	Outstanding TF Receivable 20 - 21		3,732,789	
-	Scholarship (EBC) - Receivable - 2020 - 21		30,353,891	
-	Scholarship (PMSSS) - Receivable - 2020 - 21		392,827	
-	Scholarship Receivable - 2020 - 21		17,265,922	57,146,577
	Other Outstanding			
333,000	CAP III - Counselling Round Receivables		333,000	
60,000	MCA Outstanding Tuition Fees - 12 - 13		60,000	
45,080	ME Outstanding Fees		45,080	
37,786	Outstanding TF Receivable 09 - 10		37,786	
25,320	Outstanding TF Receivable 10 - 11		25,320	
126,408	Outstanding TF Receivable 11 - 12		126,408	
64,569	Outstanding TF Receivable 12 - 13		64,569	
146,918	PhD Outstanding Fees		302,636	994,799
839,081				
52,449,606	Grand Total			74,694,772



Vivekanand Education Society's INSTITUTE OF TECHNOLOGY
Hashu Advani Memorial Complex, Collector's Colony, R C Marg, Chembur, Mumbai - 74
CURRENT LIABILITIES FOR THE YEAR ENDED 31st MARCH 2021

Amt in Rs. 31.03.2020	Particulars	SH	Amt in Rs. 31.03.2021	Amt in Rs. 31.03.2021
	Advance Fees Received	8		
6,132,538	Advance Fees - Development Fees		9,510,727	
661,850	Advance Fees - MCA Development Fees		1,251,472	
6,344,150	Advance Fees - MCA Tuition Fees		11,124,248	
34,350	Advance Fees - ME Development Fees		40,905	
320,900	Advance Fees - ME Tuition Fees		365,220	
16,410	Advance Fees - Phd Development Fees		16,410	
171,082	Advance Fees - Phd Tuition Fees		171,082	
460,856	Advance Fees Received		166,835	
57,802,688	Advance Fees - Tuition Fees		85,251,569	107,898,468
71,944,824				
	O/S Liabilities	9		
-	ICICI Credit Card No - 4102020009902005		770,439	
388,717	Excess Fees Received Payable		649,765	
94,959	Hostel Refund (VES)		94,959	
33,191	MCA Excess Fees Received Payable		42,448	
38,668	ME Excess Fees Received Payable		38,668	
593,106	Retention Money A/c		587,860	
5,905,341	Students Aid Fund A/c		5,909,121	8,093,260
7,053,982				
	Scholarship Payable	10		
-	Grant Received for Library Book Bank		212,000	
192,839	MCA Scholarship (EBC) Payable - 2018 - 19		128,967	
143,672	MCA Scholarship (EBC) Payable - 2019 - 20		277,552	
21,000	MCA Scholarship (Non Govt)		21,000	
-	MCA Scholarship Payable - 2019 - 20		5,554	
4,375	M.E.Scholarship		4,375	
80,294	Scholarship (2012 - 13)		80,294	
454,915	Scholarship (2013 - 14)		454,915	
46,430	Scholarship (2014 - 15)		46,430	
88,434	Scholarship (EBC) - 2015 - 16		88,434	
78,410	Scholarship (EBC) - 2016 - 17		78,410	
648,584	Scholarship (EBC) - 2017 - 18		648,584	
753,699	Scholarship (EBC) Payable - 2018 - 19		726,394	
311,767	Scholarship (EBC) Payable - 2019 - 20		636,119	
235,909	Scholarship (Freeship)		235,909	
442,000	Scholarship (Non Govt)		519,500	
-	Scholarship Payable - 2016 - 17		1,033,741	
7,418	Scholarship Payable - 2019 - 20		414,223	5,612,400
3,509,745				
	Student Prize Fund	11		
36,000	Prize Fund (Annapoorni Ramaswamy)		36,000	
42,000	Prize Fund (Deep Bhattachariya)		42,000	
52,000	Prize Fund (Mayur Bhagade)		52,000	
31,500	Prize Fund (Serin Dedia)		31,500	
100,000	Prize Fund (Shri Sharad N Shroff)		100,000	261,500
261,500				
82,770,051	Sub Total - c/f			121,865,627



Vivekanand Education Society's INSTITUTE OF TECHNOLOGY
CURRENT LIABILITIES FOR THE YEAR ENDED 31st MARCH 2021


Page - 2

Amt in Rs. 31.03.2020	Particulars	SH	Amt in Rs. 31.03.2021	Amt in Rs. 31.03.2021
82,770,051	Sub Total - b/d			121,865,627
	Grant from Govt / University & Others	12		
-	AICTE Grant for STTP - Blockchain and its Application		403,333	
179,666	AICTE Grant for STTP - Green Internet of Things		-	
13,079	Grant for Unnat Bharat Abhiyan		63,079	
248,127	BRNS Research Grant		126,003	
97,194	ISRO - Mars Orbital Mission Grant		-	
24,994	NMMC Grant for Autonomous Rever Cleaning Robot (24,994	
-	Modrob Research Grant		109,412	
-	Sponsorship for Swechchha Project (VESIT- MCGM) -		420,000	
33,998	Innovation / Incubation Fund - VESIT		33,998	1,180,819
597,058	Student's Deposits	13		
838,500	Alumni Fees Payable		791,500	
307,000	Caution Money		307,000	
549,500	Caution Money - 2014		548,500	
622,500	Caution Money - 2015		600,500	
740,500	Caution Money - 2016		727,500	
735,000	Caution Money - 2017		735,000	
736,000	Caution Money - 2018		735,000	
643,000	Caution Money - 2019		642,000	
-	Caution Money - 2020		714,000	
3,780	Caution Money Refund Payable		-	
307,000	Laboratory Deposit		307,000	
153,500	Library Deposits		153,500	
163,000	MCA Alumni Fees Payable		222,000	
152,000	MCA Caution Money - 2014		152,000	
117,500	MCA Caution Money - 2015		117,500	
97,000	MCA Caution Money - 2016		96,000	
117,000	MCA Caution Money - 2017		117,000	
120,000	MCA Caution Money - 2018		120,000	
120,000	MCA Caution Money - 2019		120,000	
-	MCA Caution Money - 2020		125,000	
23,000	ME Alumni Fees Payable		27,500	
37,000	ME Caution Money - 2015		37,000	
12,000	ME Caution Money - 2016		12,000	
28,000	ME Caution Money - 2017		28,000	
9,000	ME Caution Money - 2018		9,000	
9,000	ME Caution Money - 2019		9,000	
-	ME Caution Money - 2020		3,000	
10,000	PhD Caution Money		10,000	7,466,500
6,650,780	Duties & Taxes	14		
50,533	GSLI (CL)		50,533	
47,400	Profession Tax		43,825	
645,130	Provident Fund (CL)		628,725	
14,414	Provident Fund Payable		14,414	
-	Salary Payable to TS / LS / NTS / IV Staff		292,976	
25,750	Staff Welfare Club (10781769131)		104,550	
20,243	T.D.S. (CL)		20,243	
18,462	T.D.S. Non Salary (CL) - 2019 - 20		2,255	
-	T.D.S. Non Salary (CL) - 2020 - 21		16,786	
2,057,017	TDS on Salary		2,236,099	
2,596	Yuvaraksha Insurance		-	3,410,406
2,881,545				
92,899,434	Sub Total - c/f			133,923,352



Vivekanand Education Society's INSTITUTE OF TECHNOLOGY
CURRENT LIABILITIES FOR THE YEAR ENDED 31st MARCH 2021

Amt in Rs. 31.03.2020	Particulars	SH	Amt in Rs. 31.03.2021	Amt in Rs. 31.03.2021
92,899,434	Sub Total - b/d			133,923,352
	Provisions	15		-
-	Provision for Audit Fees		140,000	
487,450	Provision for Electricity Charges		271,690	
10,000	Provision for Telephone		10,000	
-	Provision for Water Charges		185,493	607,183
497,450				
2,846,309	Sundry Creditors Sundry Creditors			934,855
	Other Current Liabilities	16		
25,000	MCA CAP III - Counselling Round Receivables		25,000	
-	Cap Assessment - MU		148,078	
7,410	Cap Assessment (ME)		-	
-	AICTE Grant for STTP - GIOT Expenses Payable		1,510	
6,500	AISHE - MHRD		6,500	
85,400	ARC Collection (Online Application Confirmation)		85,400	
19,013	Cap Assessment - 2015 - Second Half		-	
24,764	Cap Assessment - 2016 - First Half		-	
42,394	Cap Assessment (MCA) - 2014		-	
84,296	Cap Assessment (MCA) - 2015		-	
10,635	Cap Assessment (MCA) - 2016 - First Half		-	
50,695	Cap Assessment (ME) - 2014		-	
5,088	Cap Assessment (ME) - 2015		-	
4,500	FC - 2017 - Payable		4,500	
29,138	Fellowship Stipend Payable		29,138	
15,080	Garden Expenses Payable		-	
16,400	Github Event Expenses Payable		-	
8,000	Industrial Visit for Students (L)		8,000	
19,500	MCA ARC Collection		19,500	
14,849	Mca Salary Payable to Teaching Staff		14,849	
288,294	Mca University Exam Fees Payable		291,750	
2,168	Minor Research Grant		2,168	
8,134	ModRob Course (AICTE)		8,134	
1,845,000	PhD Salary to Visiting Staff Payable		1,845,000	
732,041	Praxis		732,041	
119,942	BRNS Research Grant Expenses Payable - VESIT		77,182	
618	Salary Payable to Class IV Staff		618	
11,019	Salary Payable to Non Teaching Staff		11,019	
58,167	Salary Payable to Teaching Staff		51,684	
615,000	Student Aid Fund Scholarship Payable		-	
-	Swachhha Project Expenses Payable		133,987	
1,177,114	University Exam Fees Payable		2,701,944	
63,101	Unknown Bank Credits		63,101	
644,053	University Share on College Exam Fees Payable		647,776	
12,500	Workshop of INST (AIA)		12,500	6,921,379
6,045,813				
102,289,006	Grand Total			142,386,768




Vivekanand Education Society's INSTITUTE OF TECHNOLOGY
Hashu Advani Memorial Complex, Collector's Colony, R C Marg, Chembur, Mumbai - 74
INCOME (REVENUE) FOR THE YEAR ENDED 31st MARCH 2021

Amt in Rs. 31.03.2020	Particulars	SH	Amt in Rs. 31.03.2021	Amt in Rs. 31.03.2021
25,087,621	Tuition Fees From Students	17		
1,526,803	MCA Tuition Fee		23,529,259	
701,705	M.E.Tuition Fees		991,652	
235,633,772	Phd Tuition Fees		684,344	
262,949,901	Tuition Fees		210,634,769	235,840,024
	Development Fees	18		
24,848,397	Development Fees		22,779,006	
2,591,355	MCA Development Fees		2,528,377	
159,447	M.E. Development Fees		109,473	
67,045	PhD Development Fees		65,656	25,482,512
27,666,244				
	Exam & Other Fees from Students	19		
3,250	Annual Day / Cultural (Income)		3,750	
150	College Exam Forms (Income)		-	
26,501	College Exam Late Fees		6,699	
944,876	College Share 25% on University Exam / Other Fees		976,092	
176,750	Convocation Fees (I)		176,500	
25,740	Disaster Management Fund (I)		25,800	
25,740	E - Charges (I)		25,800	
128,700	E - Suvidha (I)		129,000	
61,200	Eligibility Fee (I)		60,600	
134,200	Enrollment Fees (I)		142,800	
1,135,264	Gymkhana & Sports Fees - (I)		1,139,880	
703,111	III Sem Exam Fees		692,453	
676,504	II Sem University Exam Fees - (I)		663,854	
828,368	I Sem University Exam Fees - (I)		632,670	
703,722	IV Sem Exam Fees		724,790	
13,000	Internet Charges (Income)		15,000	
41,600	Laboratory Fees (Income)		48,000	
18,200	Library Fees (Income)		21,000	
25,740	NSS Ekale Yojana (I)		25,800	
6,390	NSS Registration (I)		7,050	
100	PhD Disaster Management Fund (I)		100	
100	PhD E- Charges (I)		100	
500	PhD E - Suvidha (I)		500	
4,360	PhD Gymkhana & Sports Fees (I)		4,360	
100	PhD NSS Ekale Yojana (I)		100	
10	Phd NSS Registration (I)		-	
20,010	PhD Other University Fees - I		24,145	
4,452	PhD University Share - I		-	
200	PhD Vice Chancellor Fund (I)		200	
1,230	PhD Yuvaraksha Insurance - (I)		1,230	
1,950	Training & Placement Fees (I)		2,250	
1,200	University Exam Late Fees (I)		-	
51,480	Vice Chancellor Fund (I)		51,600	
744,065	VIII Sem University Exam Fees (I)		773,320	
716,811	VII Sem University Exam Fees (I)		744,745	
763,492	VI Sem Exam Fees		711,564	
290,616,145	Sub Total - c/f			261,322,536




**Vivekanand Education Society's INSTITUTE OF TECHNOLOGY
INCOME (REVENUE) FOR THE YEAR ENDED 31st MARCH 2021**

Amt in Rs. 31.03.2020	Particulars	SH	Amt in Rs. 31.03.2021	Amt in Rs. 31.03.2021
290,616,145	Sub Total - b/d			261,322,536
	Exam & Other Fees from Students	19		
744,881	V Sem Exam Fees		680,339	
318,078	Yuvaraksha Insurance - (I)		316,155	
27,000	MCA Convocation Fees (I)		29,500	
3,430	MCA Disaster Management Fund (I)		3,600	
3,430	MCA E - Charges (I)		3,600	
17,150	MCA E - Suvidha (I)		18,000	
4,700	MCA Eligibility Fees (I)		7,300	
4,400	MCA Enrollment (I)		6,800	
149,548	MCA Gymkhna & Sports Fees - (I)		156,960	
213,978	MCA III Sem University Exam Fees (I)		183,662	
209,721	MCA II Sem University Exam Fees (I)		204,723	
247,634	MCA I Sem University Exam Fees (I)		196,976	
184,574	MCA IV Sem University Exam Fees (I)		195,872	
167,007	MCA VI Sem University Exam Fees (I)		190,334	
168,259	MCA V Sem University Exam Fees (I)		196,298	
3,430	MCA NSS Ekale Yojana (I)		3,600	
1,200	MCA NSS Registration (I)		1,250	
99,000	MCA PG Registration (I)		103,125	
882,500	MCA PG Share (I)		902,500	
1,000	MCA University Exam Late Fees (I)		500	
6,860	MCA Vice Chancellor Fund (I)		7,200	
42,189	MCA Yuvaraksha Insurance - (I)		43,405	
2,000	ME Convocation Fees - (I)		2,250	
170	ME Disaster Management Fund (I)		120	
170	ME E - Charges (I)		120	
800	ME Eligibility Fees (I)		-	
800	ME Enrollment Fees (I)		-	
850	ME E - Suvidha (I)		600	
7,412	ME Gymkhna & Sports Fees (I)		5,232	
11,744	ME III Sem University Exam Fees - (I)		13,851	
14,341	ME II Sem University Exam Fees - (I)		4,839	
18,197	ME I Sem University Exam Fees - (I)		5,449	
12,312	ME IV Sem University Exam Fees - (I)		14,517	
170	ME NSS Ekale Yojana (I)		120	
90	ME NSS Registration (I)		30	
7,425	ME PG Registration (I)		2,475	
45,000	ME PG Share (I)		30,000	
340	ME Vice Chancellor Fund (I)		240	
2,091	ME Yuvaraksha Insurance (I)		1,455	
11,612,947				11,364,749
	Misc. Receipts From Students	20		
327,961	Admission Cancellation Charges		191,000	
8,000	Admission Charges (Income)		-	
90,180	College Photocopy & Revaluation		-	
24,880	Document Verification for Eligibility - Receipts		17,950	
27,424	Education Verification Fees		15,104	
6,000	Fine A/C		300	
302,229,092	Sub Total - c/f			272,687,285



**Vivekanand Education Society's INSTITUTE OF TECHNOLOGY
INCOME (REVENUE) FOR THE YEAR ENDED 31st MARCH 2021**

Amt in Rs. 31.03.2020	Particulars	SH	Amt in Rs. 31.03.2021	Amt in Rs. 31.03.2021
302,229,092	Sub Total - b/d			272,687,285
	Misc. Receipts From Students	20		
295,933	Library Fine		47,443	
5,280	Migration Certificate Fees (I)		3,960	
2,544	PhD Sale of Admission Forms		-	
-	Postage / Stationery Charges for Convocation		2,626	
144,400	Receipts for Convocation		-	
1,770	Receipts From Sanitary Vending Machine		-	
46,695	Registration Charges - BE - Admission		-	
1,603,000	Sale of Forms & Prospectus		775,200	
724,360	Transcripts		499,413	
12,820	University Photocopy & Revaluation (I)		-	
8,000	MCA Admission Cancellation		4,000	
2,000	MCA Admission Charges (Income)		-	
-	MCA Document Verification for Eligibility - Receipt		14,700	
4,950	MCA Educational Verification Fees		850	
200	MCA Fine A/C		-	
1,100	MCA Migration Certificate Fees (I)		500	
-	MCA Postage / Stationery Charges for Convocation		85	
6,000	MCA Receipts for Convocation		-	
5,593	MCA (Registration Charges- Admission)		-	
192,600	MCA (Sale of Admission Forms)		92,000	
16,293	MCA Transcript		16,420	
380	ME Document Verification for Eligibility - Receipts		1,000	
2,200	ME Educational Verification Fees		-	
1,760	ME Migration Certificate Fees (I)		1,540	
-	ME Photocopy & Revaluation (I)		260	
170	M.E.(Registration Fees- Admission)		-	
5,600	M.E.(Sale of Forms)		1,800	
3,742	M.E.Transcripts		1,000	1,687,151
3,571,835				
	Innovation & Incubation Activity - Income	21		
7,881	E - Cell Activity - Income			-
	Seminar / Workshop & Conference - Income	22		
26,442	Google Cloud Workshop for Students		-	
25,000	Workshop of INST - AIA - Students		-	
63,577	Spons for Github Events (WeTech/Syrus) - Students		-	
354,080	Sponsorship for VesAIthon - Students		-	
-	AICTE Grant for STTP - GIOT - I - Faculty		163,298	
47,460	STTP - Web App Development & Blockchain - Faculty		-	
-	Res Directions in Security & Comp Intele - NLFDP - I		25,016	188,314
516,559				
	Research Project Grant - Income	23		
324,861	BRNS Research Project Grant (I)		469,707	
1,806	ISRO - Mars Orbital Mission - Grant (I)		2,360	
-	AICTE Modrob Grant - Advance Wireless Lab		775,000	
	Sponsorship for Swechchha Project (VESIT- MCGM) - I		185,000	
218,280	Minor Research Grant - Income		-	1,432,067
544,947				
306,870,314	Sub Total - c/f			275,994,817



Vivekanand Education Society's INSTITUTE OF TECHNOLOGY
INCOME (REVENUE) FOR THE YEAR ENDED 31st MARCH 2021

Page - 4

Amt in Rs. 31.03.2020	Particulars	SH	Amt in Rs. 31.03.2021	Amt in Rs. 31.03.2021
306,870,314	Sub Total - b/d			275,994,817
	Misc. Income	24		
1,424	Employment Verification		500	
19,176	Institute Share on - BRNS Project (I)		27,225	
45,848	Interest on Electricity Deposit		21,213	
380	Misc. Income		1,339	
305	Printout Charges (Admission - Income)		-	
233,492	Question Paper Charges From MU		106,425	
400,000	Receipt From Design & Delivery of Training (LT)			
125,476	Recovery of Notice Pay		109,374	
11,525	Resource Utilisation Charges - PMMMNMTT - IIT		-	
83,463	Sale of Scrap		2,966	
36,921	Unnat Bharat Abhiyan - Grant		-	269,043
958,011				
	Bank Interest	25		
977,261	Bank Interest		622,052	
1,542,418	Bank Interest on Fixed Deposit		1,576,684	2,198,736
2,519,679				
310,348,003	Grand Total			278,462,595



Vivekanand Education Society's INSTITUTE OF TECHNOLOGY
Hashu Advani Memorial Complex, Collector's Colony, R C Marg, Chembur, Mumbai - 74

EXPENDITURE FOR THE YEAR ENDED 31st MARCH 2021


Amt in Rs. 31.03.2020	Particulars	SH	Amt in Rs. 31.03.2021	Amt in Rs. 31.03.2021
	Administration Expenses	26		
43,451	Accidental Insurance for Staff		3,322	
39,036	Accreditation Expenses		-	
87,930	Admission Expenses		147,243	
192,933	Advertisement Expenses		69,345	
65,966	Bank Charges		32,901	
89,794	Conveyance A/c		23,866	
729,791	College Exam Remuneration		-	
60,000	Counseling Charges paid to VESLARC		60,000	
19,050	Document Verification for Eligibility Expenses		-	
6,786,995	Electricity Charges		2,205,101	
669,762	Exam Stationery A/c		114,284	
81,226	Fire Insurance		152,521	
9,417	First Aid A/c		38,758	
98,941	I-Card /library -Card (Expenses)		5,188	
92,650	Legal Charges		5,040	
294,438	Office Stationery		64,370	
12,868	Other Administration Expenses		222,067	
25,303	PhD Advertisement Expenses		-	
43,595	PhD Conveyance		9,000	
10,005	PhD Other University Fees - E		39,827	
41,064	Placement Expenses		-	
35,567	Postage / Revenue Stamp		6,152	
108,264	Printing & Stationery Expenses		16,968	
208,000	Professional Charges		11,800	
670,214	Property Tax		823,052	
2,660,721	Security Charges		2,279,391	
34,003	Staff Welfare A/C		34,965	
19,041	Stationery for Placement Expenses		-	
133,327	Telephone Charges		120,505	
154,723	Transportation Charges		161,424	
52,267	Travelling Accomodation & Food Expenses		-	
189,490	Water Charges		49,295	
361,051	Website Development and Maintenance Expenses		315,113	
67,295	MCA Advertisement		21,546	
4,908	MCA Conveyance		2,195	
470	MCA Document Verification for Eligibility Expenses		6,680	
931,853	MCA Electricity Charges		309,850	
5,310	MCA I-Card for M.E.MCA Expenses		-	
8,867	MCA Office Stationery		-	
18,306	MCA Telephone Charges		16,933	
200	M.E.Admn.Expenses		-	
26,918	M.E.Advertisement		35,608	
39,600	M.E.College Exam Remuneration		17,800	
2,277	M.E. Conveyance		1,086	
380	ME Document Verification for Eligibility Expenses		4,500	
279,556	M.E.Electricity Charges		92,955	
5,492	M.E.Telephone Charges		5,080	
15,512,311				
15,512,311	Sub Total - c/f			7,525,728



Vivekanand Education Society's INSTITUTE OF TECHNOLOGY
EXPENDITURE FOR THE YEAR ENDED 31st MARCH 2021

Page - 2

Amt in Rs. 31.03.2020	Particulars	SH	Amt in Rs. 31.03.2021	Amt in Rs. 31.03.2021
15,512,311	Sub Total - b/d			7,525,728
	Affiliation & Other Charges	27		
59,000	Accreditation Fees		-	
552,500	Affiliation Charges		472,500	
72,300	BE ARA Processing Fees		81,500	
9,000	E-Suvidha Service Charges - MU		9,000	
79,500	Ph. D. Affiliation Charges		75,000	
75,000	MCA Affiliation Charges		75,000	
20,000	MCA ARA Processing Fees		20,000	
20,000	ME ARA Processing Fees		20,000	753,000
887,300				
	Audit Fees			
140,800	Audit Fees			280,800
	Garden & Playground Expenses	28		
78,638	Common Amenities & Utility Charges		5,464,368	
289,374	Garden Expenses		283,277	
500,000	Playground Expenses		500,000	6,247,645
868,012				
	Library Expenditure	29		
32,952	Library (Printing & Stationery)		3,363	
6,361	Library Stationery Expenses		6,514	
1,698,821	Library Subscription (E - Subscription)		1,745,973	
82,160	Library Subscription Expenses		48,199	
56,429	News Paper & Periodicals		18,098	1,822,146
1,876,722				
	Labs & Workshop Expenditure	30		
2,360	Audio Video Lab Expenditure		-	
45,138	Chemistry Lab Expenditure		238	
286,687	Communication Lab Expenditure		3,318	
71,861	Computer Lab Expenditure		124,669	
280,540	Electronic Lab Expenditure		21,865	
43,131	General & Physics Lab Expenditure		1,003	
256,244	Information Tech. (Expenditure)		28,949	
183,169	Instrumentation Lab Expenditure		17,630	
1,099,823	Internet Charges		1,018,999	
276,000	Lab Software Expenses		276,000	
2,508	Maintenance Lab Expenditure		29,207	
7,112	Office & Other Software Expenses		11,682	
-	Office Printer / Scanner & Other Expenses		9,214	
102,033	Robotic Lab Expenditure		-	
20,508	Server Room Expenditure		-	
121,330	Workshop Expenditure		13,391	
145,032	MCA Internet Charges		137,393	
71,816	MCA Lab Expenditure		3,353	1,696,914
3,015,291				
	Misc. Expenditure			
6,222	Misc. Expenditure			3,001
	PhD Honorarium			
450,000				-
22,756,658	Sub Total - c/f			18,329,234



Vivekanand Education Society's INSTITUTE OF TECHNOLOGY
EXPENDITURE FOR THE YEAR ENDED 31st MARCH 2021

Page - 3

Amt in Rs. 31.03.2020	Particulars	SH	Amt in Rs. 31.03.2021	Amt in Rs. 31.03.2021
22,756,658	Sub Total - b/d			18,329,234
	Staff Refreshment A/c	31		
129,148	Exam Refreshment		-	
212,501	Other Refreshment		22,263	
133,935	Refreshment for Placement		6,526	
1,460	MCA Exam Refreshment		-	
224	MCA Refreshment		280	
-	ME Refreshment		130	
607	ME Exam Refreshment		-	29,199
477,875				
	Repairs & Maintenance	32		
281,534	Air Condition (Rep.& Maint.)		36,757	
487,341	A.M.C.for Air Condition		747,020	
60,536	AMC for CCTV		-	
13,060	AMC for Easy Pay / TDS Software		17,635	
48,675	AMC for Electrical System (Building)		58,410	
14,688	A.M.C. for E.P.A.B.x.		14,500	
10,500	AMC For Exam Software		15,500	
24,780	AMC for Fire Hydrant System		-	
40,386	AMC for Generator		41,371	
2,500	AMC for Khushi - Fees Software		-	
564,588	A.M.C. for Lift		602,969	
66,818	A.M.C. For Offset Printing Machine		44,545	
2,500	AMC for Store Module Software		-	
6,490	A.M.C. for Water Purifier		1,082	
6,838	A.M.C. for Xerox Machine		1,176	
4,474,817	Building Repairs & Mtce.		3,753,056	
3,410,745	Cleaning & Maintenance Expenses		2,491,526	
1,347,231	Electrical Repairs & Maintenance		1,423,464	
1,819,856	Furniture Repair & Maintenance		2,023,788	
71,899	Offset Copyprint Printing & Stationery		-	
700,003	Other Repairs / Maintenance		127,967	
92,040	Overhead Projector - Repair & Maintenance		13,865	
276,926	Painting Expenses		273,641	
25,424	Pest Control for Building		23,554	
-	Printer / Scanner & Other Repairs & Maintenance		6,338	
18,732	Seminar Hall Expenses		8,050	
248,415	STP Repair & Maintenance Expenses		-	
16,648	Water Cooler Rep.& Maint.		8,732	
12,213	Xerox Machine Repairs A/C		4,272	
614,391	MCA Building Repair & Maintenance		527,362	
184,974	MCA Electrical Repairs & Maint		200,018	
249,866	MCA Furniture & Fixtures Repairs		284,373	
38,022	MCA Painting Expenses		38,451	
96,110	MCA Repairs & Maint.		17,981	
184,317	ME Building Repair & Maintenance		158,208	
55,492	ME Electrical Repair & Maintenance		60,006	
74,960	ME Furniture Repair & Maintenance		85,312	
11,407	ME Painting Expenses		11,535	
28,833	M.E.Repairs & Maint.		5,394	13,127,856
15,684,552				
38,919,085	Sub Total - c/f			31,486,289



Vivekanand Education Society's INSTITUTE OF TECHNOLOGY
EXPENDITURE FOR THE YEAR ENDED 31st MARCH 2021

Amt in Rs. 31.03.2020	Particulars	SH	Amt in Rs. 31.03.2021	Amt in Rs. 31.03.2021
38,919,085	Sub Total - b/d			31,486,289
8,910,180	Rent for Building	33	9,652,500	
1,113,840	Rent for Building		1,485,000	
445,500	MCA Rent for Building		445,500	11,583,000
10,469,520	ME Rent for Building			
	Research & Development Expenses	34		
30,935	Project Expenses (Computers)		-	
24,763	Project Expenses (Electronics)		-	
21,706	Project Expenses (E & T)		-	
12,582	Project Expenses (Info_tech)		-	
1,972	Project Expenses (Instru.)		-	
102,880	Project Expenses (R & D)		61,009	
411,517	R & D Lab Expenditure - Lab 120		229,553	290,562
606,354				
	Research Grant Project Expenses	35		
324,861	Research Grant Project Expenses - BRNS		469,707	
1,806	ISRO - Mars Orbital Mission Expenses		2,360	
-	MODROB Research Grant Expenses		775,000	
-	Swachhha Project (VESIT- MCGM) - Expenses		185,000	
218,280	Minor Research Grant - Expenses		-	1,432,067
544,947				
	Salary TS/NTS/IV/OTHER	36		
13,367,686	Gratuity A/C		2,332,750	
469,165	Leave Encashment		-	
219,647	PF Administration Charges(A/c 2 & 22)		205,917	
5,158,770	PF -Institute 's Contribution(A/c 1 & 10)		4,844,130	
214,965	PF Insurance Link Deposits(A/c 21)		201,859	
6,893,114	Salary to Class IV		6,507,444	
11,976,094	Salary to Lab Staff		11,884,463	
15,570,435	Salary to Non-Teaching Staff		15,729,286	
151,766,089	Salary to Teaching Staff		143,188,288	
180,744	MCA Salary to Class IV		180,712	
880,878	MCA Salary to Lab Staff		902,420	
578,027	MCA Salary to Non-Teaching Staff		594,360	
23,371,858	MCA Salary to Teaching Staff		21,077,275	
180,744	ME Salary to IV Class		180,712	
483,195	ME Salary to Lab Staff		491,177	
578,026	ME Salary to Non-Teaching Staff		594,360	
5,463,352	ME Salary to Teaching Staff		5,526,704	
21,000	ME Visiting Staff Charges		-	214,441,857
237,373,789				
287,913,695	Sub Total - c/f			259,233,776



Vivekanand Education Society's INSTITUTE OF TECHNOLOGY
EXPENDITURE FOR THE YEAR ENDED 31st MARCH 2021

Page - 5

Amt in Rs. 31.03.2020	Particulars	SH	Amt in Rs. 31.03.2021	Amt in Rs. 31.03.2021
287,913,695	Sub Total - b/d			259,233,776
-	Seminar / Workshop & Conference Expenses	37		
31,649	AICTE Grant for STTP - Green Internet of Things - E		163,298	
26,038	STTP / Workshop - Web App & Blockchain - Faculty		28,000	
12,500	Google Cloud Workshop for Students Expenses		-	
3,217	Remuneration STTP for Students - AIA		-	
10,750	Student Solar Ambassadors Workshop Expenses		-	
87,000	Seminar / Conference		-	
1,600	Seminar Symposium A/C		51,742	
1,500	STTP of MCA Department Expenses		-	
59,710	STTP / Workshop of EXTC Department Expenses		-	
475,361	Github Events (WeTech / Syrus) Expenses		-	
709,325	VesAithon Expenses		-	243,040
4,893	Innovation & Incubation Activity Expenses	38		
500	E - Cell Activity Expenses		-	
5,393	Expenses for Innovation Events - MU		-	-
91,242	Student Welfare/Social & Sports Activity	39		
1,500	Annual Day / Magazine Exp.		-	
150,419	Consolidated Entry Fees - MU - Sports		-	
1,180	Convocation Expenses		-	
4,050	Ph.D. Yuvaraksha Insurance - (E)		540	
42,837	Railway Concession Book		250	
13,677	Smart India Hackathon - Expenses		-	
388,439	Sphurti Activity Expenses		-	
104,136	Sports & Cultural Activity Expenses		25,165	
615,000	Sports & Other Activity Expenses		-	
36,921	Students Welfare - Educational Help		600,000	
306,918	Unnat Bharat Abhiyan Expenses		-	
40,469	Yuvaraksha Insurance - (E)		108,620	
2,124	MCA Yuvaraksha Insurance - (E)		13,775	
1,798,911	ME Yuvaraksha Insurance - (E)		508	748,858
644,053	University Exam / Other Fees	40		
176,750	25% University Share on College Exam Fees (E)		691,384	
61,500	Convocation Fees (E)		176,500	
144,200	Eligibility Fees (E)		63,300	
656,155	Enrollment Fees (E)		142,800	
711,831	II Sem University Exam Fees - (E)		647,558	
7,280	I Sem University Exam Fees - (E)		734,663	
100	Migration Certificate Fees (E)		4,620	
1,080	University Exam Late Fees (E)		-	
750,609	University Photocopy & Revaluation (E)		-	
714,290	VIII Sem University Exam Fees - (E)		745,351	
3,870	VII Sem University Exam Fees - (E)		753,349	
6,450	Cultural Activities Fees - MU - E		15,660	
6,450	Disaster Management Fund (E)		26,100	
32,250	E - Charges (E)		26,100	
38,700	E - Suvidha (E)		130,500	
	Gymkhana Fees / Annual Sports Contribution - MU - E		156,600	
290,427,324	Sub Total - c/f			260,225,674



Vivekanand Education Society's INSTITUTE OF TECHNOLOGY
EXPENDITURE FOR THE YEAR ENDED 31st MARCH 2021

Page - 6

Amt in Rs. 31.03.2020	Particulars	SH	Amt in Rs. 31.03.2021	Amt in Rs. 31.03.2021
290,427,324	Sub Total - b/d			260,225,674
	University Exam / Other Fees	40		
6,450	NSS Ekale Yojana (E)		26,100	
6,450	NSS Registration (E)		26,100	
15,480	Sports & Cultural Fees - MU - Ashwamedh - E		62,640	
12,900	Vice Chancellor Fund (E)		52,200	
27,000	MCA Convocation Fees (E)		29,500	
1,428	MCA Cultural Activities Fees - MU - E		2,154	
2,380	MCA Disaster Management Fund (E)		3,590	
2,380	MCA E - Charges (E)		3,590	
4,500	MCA Eligibility Fees (E)		15,000	
4,200	MCA Enrollment Fees (E)		-	
11,900	MCA E - Suvidha (E)		17,950	
7,320	MCA Gymkhana & Sports Fees - (E)		21,540	
6,960	MCA Gymkhana Fees / Annual Sports Cont - MU - E		-	
177,983	MCA III Sem University Exam Fees - (E)		205,157	
209,252	MCA II Sem University Exam Fees - (E)		197,257	
223,345	MCA I Sem University Exam Fees - (E)		222,132	
184,094	MCA IV Sem University Exam Fees - (E)		183,984	
420	MCA Migration Certificate Fees (E)		-	
2,380	MCA NSS Ekale Yojana (E)		3,590	
99,000	MCA PG Registration (E)		103,125	
852,500	MCA PG Share (E)		895,000	
5,712	MCA Sports & Cultural Fees - MU - Ashwamedh - E		8,616	
1,000	MCA University Exam Late Fees (E)		500	
4,760	MCA Vice Chancellor Fund (E)		7,180	
167,292	MCA VI Sem University Exam Fees - (E)		181,602	
161,473	MCA V Sem University Exam Fees - (E)		196,297	
2,250	ME Convocation Fees - (E)		2,250	
54	ME Cultural Activities Fees - MU - E		72	
90	ME Disaster Management Fund (E)		120	
90	ME E - Charges (E)		120	
450	ME E - Suvidha (E)		600	
800	ME Eligibility Fees (E)		-	
800	ME Enrollment Fees (E)		-	
540	ME Gymkhana & Sports Fees - (E)		720	
11,744	ME III Sem University Exam Fees - (E)		13,941	
14,321	ME II Sem University Exam Fees - (E)		4,617	
14,695	ME I Sem University Exam Fees - (E)		6,647	
13,780	ME IV Sem University Exam Fees - (E)		13,851	
440	ME Migration Certificate Fees (E)		440	
90	ME NSS Ekale Yojana (E)		120	
7,425	ME PG Registration (E)		2,475	
42,500	ME PG Share (E)		30,000	
-	ME Photocopy & Revaluation (E)		260	
216	ME Sports & Cultural Fees - MU - Ashwamedh - E		288	
180	ME Vice Chancellor Fund (E)		240	
6,264,592				6,856,050
13,697,768	Depreciation on Fixed Assests			12,540,332
310,389,684	Grand Total			279,622,056

